

# Modern Dental Quarterly

MDQ Issue 20 - Quarter 2 2015

WDF 2015 Is Now Open for Application | A Review of All Ceramic Crown | Newly Designed Denture Box | 3rd Quarter Seminars | Sponsor for Soccer Team

## Come Join Our Mega Event - World Dental Forum 2015 Is Now Open for Application!

Modern Dental Laboratory is delighted to present the **World Dental Forum 2015** and we are now inviting you to come and join us in this fabulous event. The forum will be held on the **21st and 22nd October 2015 in the Grand ballroom of the Grand Hyatt Hotel Hong Kong.**



In the two-day forum, lectures will be provided by professional all around the world. It is our honor to have 13 guest speakers share their professional knowledge with us. They are industrial experts and professors come from Australia, Belgium, Brazil, China, France, Germany, Hong Kong, Netherlands, and United States.

Besides offering lectures, a digital corner will be held in the forum as well. Several intra-oral scanner companies will participate and hold a product showcase to demonstrate their latest technology.

Speaker	Topic
Dr. Lieven Barbier (Belgium)	Unique full-arch immediate loading protocol in fresh extraction sockets or in the severe atrophic maxilla
Mr. Jozef Ludovic Beckers (Belgium)	
Prof. Lim Kwong Cheung (Hong Kong)	Computer planning and guided dental implant surgery
Dr. Andrew Dillon (Australia)	The Imperfectly Perfect Smile
Dr. Curtis E. Jansen (USA)	From Preliminary Impression to Restoration, How Digital Work Flows are Increasing Practice Efficiency, Decreasing Chair Time, and are Creating a Better Patient Experience
Dr. Soefen Koubl (France)	Creating A New Smile : from the Cosmetic to the Functional Rehabilitation
Dr. Kenneth A. Malament (USA)	Integration of Esthetic Dentistry and Prosthodontics
Dr. Allen J. Moses (USA)	A Demonstration of the Neurophysiology of Moses Appliances
Prof. Peter Reinhard Pospiech (Germany)	Think ceramics! Zirconia as a universal material?
Dr. Nelson RFA Silva (Brazil)	Optimized Biomaterials for Digital Dental Applications
Dr. Jianguo Tan (China)	Esthetic and functional rehabilitation of severely worn dentition
Prof. Daniel Wismeljer (Netherlands)	Digital Dentistry; Where is this taking us?
Mr. Russell. R. Young (Australia)	Digital Smile Design (DSD) in the 21st Century Dentistry

Registration Fee for Hong Kong and Macau:

	Early bird (31 August 2015 and before)	Standard Registration (1 September and after)
Dentist / Specialist	HK\$3,800*	HK\$1,800
Dental Student	HK\$1,800**	HK\$1,800**
Accompanying Person for Gala Dinner	HK\$1,500	HK\$1,500

\*Early registration participants will be offered a complimentary Shade Guide, while supplies last, please enquire when registering.  
\*\*Excludes gala dinner.

All Hong Kong delegates will earn CME / CPD credits. For those who are interested in joining the World Dental Forum 2015, please fill in the application form attached with the forum program and mail the form with a cheque to Modern Dental Laboratory Office - Marketing Department, Ms. Erica Kwan.

We are working on putting together the best program for this year's forum, with a few surprises along the way. So, stay tuned for more forum details coming very soon!

There are two types of congress fees offered, normal delegates and student delegates. For **normal delegates, the fee will be HK\$3800 while student delegates will be charged for HK\$1800. Early bird deadline will be 31st Augus 2015.** As a gratitude for your early support, delegates who purchase early bird forum tickets will receive a shade guide.



The World Dental Forum 2015 program is attached with this MDQ. Please feel free to check out the program and forum topics as well. For more information, please visit the World Dental Forum 2015 website at <http://www.worlddentalforum.com> or contact Ms. Erica Kwan at +852 3766 0781.




# A Review of All-Ceramic Crowns: How do you choose?

Ceramics have been used for more than 10,000 years since the Stone Age and the first all-ceramic crown was introduced back 1903 by Dr. Charles Land. However, it wasn't until the recent few decades that the increasing demand for more aesthetic restorations has led to a wide range of all-ceramic restorative options in the dental field. Which ceramic option should be used in certain situations? How should dentists make the decision? This short article will hopefully give some insights into helping you choose your ceramics.

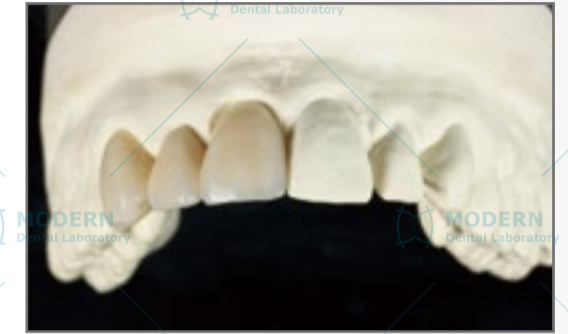
## IPS Empress Aesthetic

- **Material:** Leucite-reinforced glass ceramic
- **Flexural Strength:** Low, around 160 MPa
- **Aesthetic Result and Indications:** Very high with 24 shades and is used for areas where high translucency is required
- **Suggested Use:** Anterior Veneers
- **Contra-Indication:** Bridge



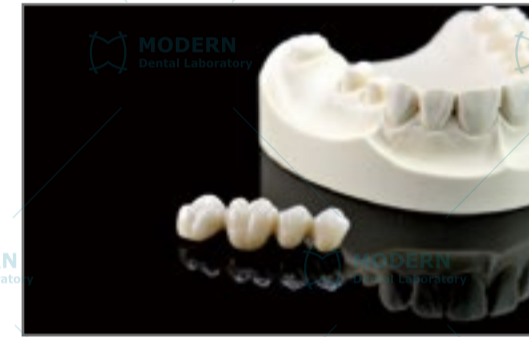
## Lava

- **Material:** Milled zirconia ceramic as the core with porcelain layered on top
- **Flexural strength, Aesthetic Result and Indications:** Same to Calypso
- **Suggested Use:** Premolar/Molar crowns, Anterior crowns with dark stump, up to 6 unit bridges



## IPS e.max

- **Material:** Lithium disilicate glass ceramic
- **Flexural Strength:** Around 360-400 MPa
- **Aesthetic Result and Indications:** High with 20 shades while maintaining enough strength for crowns and short anterior 3 unit bridges
- **Suggested Use:** Anterior Veneers, Anterior and premolar single crowns, Inlays/Onlays

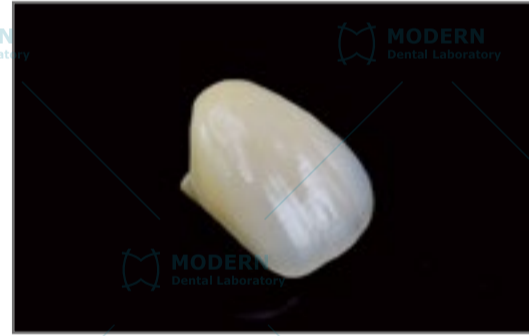


## Lava Plus

- **Material:** Milled zirconia ceramic
- **Flexural strength:** around 1,200 MPa
- **Aesthetic Result and Indications:** No porcelain layered around the core (16 shades) and therefore has reduced aesthetics (16 shades, however, it has the option of adding porcelain around the core). Furthermore, this means that there is no risk of porcelain fracture
- **Suggested Use:** Molar crowns, Inlays/Onlays, Conservative preparations, up to 6 unit bridges

## Calypso

- **Material:** Milled zirconia ceramic as the core with porcelain layered on top
- **Flexural strength:** Around 1,200 MPa
- **Aesthetic Result and Indications:** Porcelain is further layered around the zirconia core (8 shades) to increase the aesthetics. Compared to IPS Empress and e.max, it is less translucent but offers supreme core strength
- **Suggested Use:** Premolar/Molar crowns, Anterior crowns with dark stump, Short/Long span bridges, Full arch possible



For implants, there are choices on titanium or zirconia abutment. On top, you can choose among metal or non-metal restoration according to strength and aesthetic needs.

## A Brief Summary

### For anterior teeth, you can choose:

#### Crowns

- Porcelain fused to zirconia (Calypso, Lava or Procera)
- e.max
- Empress

#### Bridges

- Porcelain fused to zirconia (Calypso, Lava or Procera)
- e.max

#### Veneers

- e.max (no preparation is possible)
- Empress

### For posterior teeth, you can choose:

#### Single Crown/Inlay/Onlay

- Porcelain fused to zirconia (Calypso, Lava or Procera)
- Zirconia without porcelain (FMZ or Lava Plus)
- e.max

#### Bridge/Inlay bridge

- Zirconia with/without porcelain (Calypso, FMZ, Lava, Lava Plus or Procera)



## Full Milled Zirconia

- **Material:** Milled zirconia ceramic
- **Flexural strength:** Around 1,100 MPa
- **Aesthetic Result and Indications:** Monolithic and therefore has no porcelain layered around the core (16 shades, however, layering porcelain on top is an option). Again, it offers supreme strength but lower translucency. Because it is a monolithic material, there is no risk of porcelain fracture. Another advantage is that without porcelain, the thickness of FMZ can be around 0.8mm (similar to full gold crown). Hence, great for conservative preparations or in situations of inadequate clearance.
- **Suggested Use:** Molar crowns, Inlays/Onlays, Conservative preparations, short/long span bridge, Full arch possible

## Procera zirconia

- **Material:** Milled zirconia ceramic as the core with porcelain layered on top
- **Flexural strength:** Around 1,200 MPa
- **Aesthetic Result and Indications:** Has porcelain layered on top of the core (4 shades). Its indications are same as Calypso.
- **Suggested Use:** Premolar/Molar crowns, Anterior crowns with dark stump, Short/Long span bridges, Full arch possible



We trust you should have some insights in choosing the ceramics you need. Should you need any clarification, please feel free to contact our Customer Service/Technical Support at (852) 3766 0888 or Sales & Marketing at (852) 3766 0760 or 3766 0781.

## Newly Designed Denture / Appliance Box

A new denture / appliance box is coming! It will replace the old orange box and the new box will separate the stone mould and product. **The product will be placed into the box while the stone mould itself will be put in the package box together with the denture / appliance box** and returned to the you. The new box can be used as a container to hold the product afterward. **Two sizes** of new packaging are offered. The smaller ones are for placing retainers, mouth guards and other orthodontic products, while the one with the larger size are for placing dentures. The new denture box will be adopted on 1st June 2015.



## 3rd Quarter Seminars are Coming

Please come and join to exchange and discuss unique ideas with our senior technicians and doctors. Food and beverage will be served. Please save the days and register now as enrollment are limited. Details below:

### Model Pouring Workshop for DSAs

**21 August 2015 (Friday), 17:00 - 18:30, at Digitek Dental Solutions**

**Max participants: 10 DSAs**

**Speakers: Raymond Ho & Amanda Li**

A workshop on teaching dental assistants the techniques of pouring a stone model from an impression. Demonstration will be given by our technician, followed by hands-on practise from each participant.

### The art of choosing material for the best aesthetic restoration

**25 September 2015 (Friday), 19:00 – 21:00, at MDL Hong Kong Office**

**Max participants: 15 doctors**

**Speakers: Eric Chan**

There are a lot of materials to choose for a restoration. Aesthetics, porcelain application, strength and function, repair difficulty, zirconia material choice, and allergies should be considered. In this seminar, we will talk about how different materials and fabrication methods will result in the best expected aesthetic restoration.

For further information and enrollment, please contact our Marketing team at +852 3766 0782 – Ms. Tissue Fung.

## Sponsor for Bachelor of Dental Surgery Soccer Team

Modern Dental Laboratory is proud to have been the major sponsor for the Bachelor of Dental Surgery (BDS) soccer team! Over 30 soccer jerseys were made for current BDS students at the Prince Philip Dental Hospital. We continuously contribute to various dental functions and hope to keep this habit for Hong Kong's dental community!



Customer Service  
3766 0888

Pick up & Delivery  
3766 0771

Custom Matching & Shading  
3766 0778

Accounts  
3766 0789

Fascimile  
3766 0700

Whatsapp  
9308 8392

Customer Service  
hksupport@moderndentallab.com

MDQ Editorial Committee  
mdq@moderndentallab.com

MDQ : Modern Dental Quarterly is written and produced by Modern Dental Laboratory Co., Ltd. Suite 8-16, 17/F, CEO Tower, 77 Wing Hong Street, Cheung Sha Wan, Kowloon, Hong Kong.

