

IMPLANTS

Customer Service: +852 3766 0888
Fax: +852 3766 0700

DOCTOR: _____
PATIENT: _____
DATE SENT: _____

CODE: _____
AGE: _____ M / F
DATE REQUIRED: _____ AM / PM

Brand: System: Platform:

Fixed Prosthesis

- Cement Retained with
 - Cement Vent
 - Occlusal Screw Access Hole
- Screw Retained

- Digitek / Procera Implant Bridge (Zr / Ti)
 - Porcelain / Composite
 - Acrylic Teeth

- MTX – Angulated Screw Abutment (Zr / Ti / CoCr)

Customized Abutment

- Digitek Ti Zr
- Procera Ti Zr

Overdenture / Hybrid Denture

- Frame only Set up Finish

Temporary

- Crown Bridge HK Bridge

Special Tray U/L

- Open Tray* Closed Tray

Wax Rim U/L

Radiographic Stent

- Radio-opaque teeth
- GP for _____

Surgical Stent

- Occlusal Hole Flap Flapless*
- Side Window Opening for Drill Flap Flapless
- Guided Surgery Flap Flapless

Please email CBCT file to hksupport@moderndentallab.com or contact 3766 0888

* Default protocol will be applied unless specified otherwise

1 Abutment just touches the gingival
2 1mm more displacement to each side compared to "No Tissue Displacement"
3 Follow adjacent teeth (most displacement)

PFM / Composite

- Crown** **Bridge**
- High Precious Titanium
- Semi Precious NP (Ni Free)*

Metal Free

- Crown** **Bridge**
- Calypso
- FMZ Porcelain layering
- FMZ Ultra Porcelain layering
- Lava
- Lava Plus Porcelain layering
- Lava Esthetic Porcelain layering
- Procera (Zr)
- e.max
- Composite

Implant Component

- Original manufacturer parts
- From MDL stock
- Order on behalf of doctor
- Third party (CE approved) (if applicable)***

Shade: _____

Shade matching hotline: +852 3766 0778 (Hong Kong and Kowloon Locations)

Tooth Position

18	17	16	15	14	13	12	11	21	22	23	24	25	26	27	28
48	47	46	45	44	43	42	41	31	32	33	34	35	36	37	38

Acrylic teeth

- Standard Premium* Heavy Light* No

Occlusal Stain

Metal Design

- *
- Open* Close

Embrasure

Pontic Design

- *

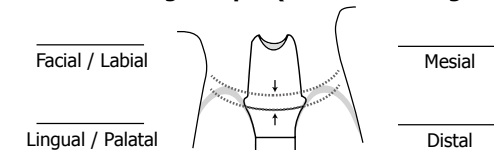
Proximal Contact

- Normal* Extended

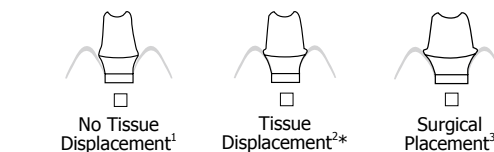
Occlusal Contact

- Heavy Light* No

Abutment Margin Depth (relative to soft gum)



Abutment Emergence Profile



Multi - Axial (MTX) technology is being offered by Modern Dental Laboratory to provide dentists another option in implant restorations. MTX allows the possibility of an angulated screw channel of up to 25 degrees. This allows for screw-retained implant restorations in areas such as the maxillary anterior teeth, resulting in the screw channel being placed aesthetically on the palatal side and eliminating the possibility of residual cement.




All-On-4®



Monolithic Crowns on Framework

Anodized pink framework with individual monolithic e.max for maximum aesthetics. Teeth morphology / shade digitally stored and easily replaced.

瓷部工序		日期 / 时间	制作者	检验者	倒模	牙较	瓷部 IPQC	托部 IPQC
石膏 组	上咬合				<input type="checkbox"/> 主模 <input type="checkbox"/> 二模 <input type="checkbox"/> 对模 <input type="checkbox"/> 三模 <input type="checkbox"/> 复模 <input type="checkbox"/> 胶板 <input type="checkbox"/> 参考模 <input type="checkbox"/> ____ <input type="checkbox"/> 代型模	<input type="checkbox"/> 公司大 牙较 <input type="checkbox"/> 胶牙较 给医生 <input type="checkbox"/>	P _____ / _____	AA _____
	车刮边缘						W _____ / _____	AB _____
	车二模						C _____ / _____	AC _____
							T _____ / _____	AD _____
								AE _____
蜡样		托部工序	日期 / 时间	制作者	检验者			
组	荀 钉							
	蜡瓷牙	钢 蜡	设计					
	蜡钢牙		上咬合					
落 Ring	蜡 样							
数控	扫 描							
车金 组	Fit 牙	钢 打	车 托					
	车 牙		Fit 托					
	烧 焊		打 磨					
上瓷 组	瓷肩台	胶 托	设计					
	门 牙		上咬合					
	后 牙		掘 钩					
	加 牙		排 牙					
车瓷 组	Fit 牙		刮 蜡					
	门 牙		落 盒					
	后 牙		修 补					
上色								
打磨								
成品 检 验 报 告	主要缺陷项:				成 品 检 验 报 告	主要缺陷项:		
	次要缺陷项:					次要缺陷项:		
	处理: <input type="checkbox"/> 接收 <input type="checkbox"/> 拒收 <input type="checkbox"/> 让步接收 检验员: _____ 审批员: _____					处理: <input type="checkbox"/> 接收 <input type="checkbox"/> 拒收 <input type="checkbox"/> 让步接收 检验员: _____ 审批员: _____		
标签检验: <input type="checkbox"/> 合格 <input type="checkbox"/> 不合格 检验员: _____				 2018-01-24		标签检验: <input type="checkbox"/> 合格 <input type="checkbox"/> 不合格 检验员: _____		
						2018-01-24		

仓库用区:

1. 胶牙领用登记

品牌	数量/单位	上门	下门	上大	下大	经手人/日期

2. 铸块 泽康 钛合金 领用登记

作纸合 用份数	型号	数量/单位	经手人/日期

3. A 种植钉 B 代型 C 胶套 D 胶套代型 E 螺丝 F 种植钉倒二模 出料登记

领(DR)	借	品牌	型号	数量 单位	出货 退仓	经手人/日期

4. 用金: A.D98 B.EURO C.D53 D.DEG E.ORION F.ACA

G.XL-X H.MINI I.WR+ J.LEO K.JEL4 L.D96 M.ECO N.其它_____

() _____ 乘大 _____ 车好重 _____

() _____ 乘大 _____ 车好重 _____

() _____ 乘大 _____ 车好重 _____

完 成: _____

备注:

(1). 物料单壹份;

(2). 借用仓库 ()

出货前退仓

(3). 其它:

少金